

AFFIDAVIT

I, Karrie Crowover, Treasurer, CIO, in and for the County of Burnet, State of Texas, do present the foregoing Monthly Report to be a true and correct statement, to the best of my knowledge, of all accounts under the control of the Burnet County Treasurer for August, 2024. Any reconciling items not available to me at time of commissioners court meeting will be noted on the next month's report.



 Karrie Crowover, Treasurer


Beginning Cash and Investments Balance	\$63,126,718.19
Cash Receipts	\$2,226,361.96
Allocated Int Earned	\$41,341.14
Interest Earned	\$239,058.11
Cash Disbursements	-\$6,199,274.96
 Month Ending Cash and Investments Balance	 \$59,392,863.30


Previous Year Balances:	
	\$59,882,953.20
	\$6,368,086.32
Combined Int	\$38,894.44
	\$182,880.90
	-\$15,261,188.52
	\$51,172,731.90


For County purposes all contributions are hereby accepted LGC (81.302)
 August 2024 contributions received:
Reserve Donations to VetRides \$1,279.00
 Commissioners' Court having reviewed the Treasurer's Report as presented, having taken reasonable steps to ensure its accuracy, and based upon presentations of the Treasurer's Office, approve the report, subject to the independent auditor's review and request that it be filed with the official minutes of this meeting. (LGC 114.026(c))
 On this 8th day of October, 2024.


In addition, the below signatures affirm that the Treasurers' Report complies with statutes as referenced. (LGC 114.026(d))



 James Oakley, County Judge


 Jim Luther Jr., Commissioner Pct. 1


 Billy Wall, Commissioner Pct. 3


 Damon Beierle, Commissioner Pct. 2


 Joe Don Dockery, Commissioner Pct. 4


 Karin Smith, Auditor

ATTEST:

 Vicinta Stafford, County Clerk

*NOTE: For a complete copy of the monthly report contact the Burnet County Treasurer's office at 512-756-5497

TOTAL CASH AND INVESTMENTS AUGUST 2024

Fund		Beg Balance	adjusted prev mo	Receipts	Disbursements	Interest	End Balance	
FSBCT								
5	APCA	\$1,766,646.21		\$4,850,330.07	-\$6,663,481.61	\$6,801.06	-\$46,505.33	-\$46,505.33
	DA-SZ	\$89,718.95		\$380.92	-\$4,006.00	\$380.92	\$86,093.87	\$86,093.87
	BOND	\$382,332.60		\$14,500.00	-\$40,000.00	\$0.00	\$356,832.60	\$356,832.60
	HISTORICAL COMM	\$0.00		\$0.00	\$0.00	\$0.00	\$0.00	\$0.00
	JCA-Jury Clearing Acct	\$0.00		\$843.18	-\$843.18	\$1.18	\$0.00	\$0.00
	SEARCH/COPIES	\$79.81		\$22.02	-\$0.01	\$0.01	\$101.82	\$101.82
05-103-100	GEN POOLED CASH	\$9,036,713.03		\$3,043,659.71	-\$5,324,274.23	\$33,370.50	\$6,756,098.51	\$6,756,098.51
	FUNDS DETAIL EXHIBIT 'A'							
	County Clerk Clearing Acct	\$0.00		\$67,374.66	-\$67,374.66	\$208.24	\$0.00	\$0.00
	District Clerk Clearing Acct	\$0.00		\$49,082.57	-\$49,082.57	\$121.27	\$0.00	\$0.00
	JP1 Clearing Acct	\$0.00		\$14,580.27	-\$14,580.27	\$46.01	\$0.00	\$0.00
	JP2 Clearing Acct	\$0.00		\$26,376.95	-\$26,376.95	\$82.55	\$0.00	\$0.00
	JP3 Clearing Acct	\$0.00		\$8,417.59	-\$8,417.59	\$26.80	\$0.00	\$0.00
	JP4 Clearing Acct	\$0.00		\$21,882.89	-\$21,885.89	\$70.34	-\$3.00	-\$3.00
	Treasurer Clearing Acct	\$0.00		\$23,507.37	-\$23,507.37	\$232.26	\$0.00	\$0.00
	TOTAL CASH	\$11,275,490.60	\$0.00	\$8,120,958.20	-\$12,243,830.33	\$41,341.14	\$7,152,618.47	\$7,152,618.47
	C.D. Investments							
	Ally Bk Sandy U	CD-Gen Pooled Cash	\$0.00	\$0.00	\$0.00	\$0.00	\$0.00	\$0.00
	American Rivier	CD-Gen Pooled Cash	\$251,080.38	\$0.00	\$0.00	\$1,030.01	\$252,110.37	\$252,110.37
	American First C	CD-Gen Pooled Cash	\$245,308.10	\$0.00	-\$1,061.22	\$1,061.22	\$245,308.10	\$245,308.10
	BluPeak CU	CD-Gen Pooled Cash	\$248,641.06	\$0.00	-\$249,169.00	\$527.94	\$0.00	\$0.00
	Citizens Bank	CD-Gen Pooled Cash	\$247,525.85	\$0.00	\$0.00	\$1,102.83	\$248,628.68	\$248,628.68
	Encore Bk Little	CD-Gen Pooled Cash	\$245,172.84	\$0.00	-\$246,071.62	\$898.78	\$0.00	\$0.00
	JPMorgan Chas	CD-Gen Pooled Cash	\$252,864.50	\$0.00	\$0.00	\$1,113.24	\$253,977.74	\$253,977.74
	Goldman Sachs	CD-Gen Pooled Cash	\$245,634.32	\$0.00	-\$1,092.43	\$1,092.43	\$245,634.32	\$245,634.32
	First Capital Bk	CD-Gen Pooled Cash	\$245,292.99	\$0.00	-\$1,009.20	\$1,009.20	\$245,292.99	\$245,292.99
	First OKLA Bk J	CD-Gen Pooled Cash	\$245,587.66	\$0.00	-\$1,071.62	\$1,071.62	\$245,587.66	\$245,587.66
	Kish BK Bellville	CD-Gen Pooled Cash	\$250,638.36	\$0.00	\$0.00	\$1,040.41	\$251,678.77	\$251,678.77
	Neighbors FCU	CD-Gen Pooled Cash	\$245,544.44	\$0.00	-\$1,054.86	\$1,054.86	\$245,544.44	\$245,544.44
	Highmark FCU	CD-Gen Pooled Cash	\$245,195.33	\$0.00	-\$1,009.20	\$1,009.20	\$245,195.33	\$245,195.33
	OakStar Bank N	CD-Gen Pooled Cash	\$248,069.30	\$0.00	-\$1,074.21	\$1,074.21	\$248,069.30	\$248,069.30
	Everbank NA	CD-Gen Pooled Cash	\$0.00	\$245,000.00	\$0.00	\$1,063.23	\$246,063.23	\$246,063.23
	Safra Natl BK	CD-Gen Pooled Cash	\$246,486.11	\$0.00	\$0.00	\$1,123.64	\$247,609.75	\$247,609.75
	First Freedom B	CD-Gen Pooled Cash	\$0.00	\$245,000.00	-\$977.99	\$1,009.54	\$245,031.55	\$245,031.55
	US BK NATL AS	CD-Gen Pooled Cash	\$256,968.77	\$0.00	\$0.00	\$1,158.46	\$258,127.23	\$258,127.23
	America CR UN	CD-Gen Pooled Cash	\$248,036.35	\$0.00	-\$1,126.87	\$1,126.87	\$248,036.35	\$248,036.35
	Vibrant CU	CD-Gen Pooled Cash	\$249,169.00	\$0.00	-\$1,169.00	\$1,169.00	\$249,169.00	\$249,169.00
	Wells Fargo BK	CD-Gen Pooled Cash	\$245,380.25	\$0.00	-\$1,071.62	\$1,071.62	\$245,380.25	\$245,380.25
	Western Allianc	CD-Gen Pooled Cash	\$247,678.22	\$0.00	\$0.00	\$1,092.43	\$248,770.65	\$248,770.65
	First Natl Bk Lor	CD-Gen Pooled Cash	\$0.00	\$248,000.00	\$0.00	\$434.85	\$248,434.85	\$248,434.85
	Flagstar Bk Natl	CD-Gen Pooled Cash	\$250,116.14	\$0.00	\$0.00	\$1,071.62	\$251,187.76	\$251,187.76
	Peoples Saving	CD-Gen Pooled Cash	\$0.00	\$245,000.00	\$0.00	\$863.88	\$245,863.88	\$245,863.88
	Guaranty Bk & T	CD-Gen Pooled Cash	\$245,698.08	\$0.00	-\$1,082.03	\$1,082.03	\$245,698.08	\$245,698.08
	Treasury							
	FEDERAL HOME LOAN BK	\$1,023,194.44		\$0.00	-\$25,000.00	\$4,166.67	\$1,002,361.11	\$1,002,361.11
		\$6,229,282.47		\$983,000.00	-\$533,040.87	\$29,519.79	\$6,708,761.39	
	TEXPOOL							
	PRESERVATION	\$1,065.12		\$0.00	\$0.00	\$4.66	\$1,069.78	\$1,069.78
	RECORDS ARCHIVES	\$66,097.95		\$0.00	\$0.00	\$297.37	\$66,395.32	\$66,395.32
	ROAD & BRIDGE	\$1,926.63		\$0.00	\$0.00	\$8.68	\$1,935.31	\$1,935.31
	HOTEL/MOTEL	\$721.12		\$0.00	\$0.00	\$3.11	\$724.23	\$724.23
	DEBT SERVICE	\$873.16		\$0.00	\$0.00	\$4.03	\$877.19	\$877.19
	TOTAL TEXPOOL	\$70,683.98		\$0.00	\$0.00	\$317.85	\$71,001.83	
	LOGIC							
	HOTEL/MOTEL	\$1,233,673.76		\$0.00	\$0.00	\$5,634.39	\$1,239,308.15	\$1,239,308.15
	RECORDS ARCHIVES	\$67,776.60		\$0.00	\$0.00	\$309.54	\$68,086.14	\$68,086.14
	ROAD & BRIDGE	\$3,694,739.63		\$0.00	\$0.00	\$16,874.52	\$3,711,614.15	\$3,711,614.15
	GENERAL	\$8,676,374.09		\$0.00	\$0.00	\$39,626.47	\$8,716,000.56	\$8,716,000.56
	DEBT SERVICE	\$1,411,578.51		\$0.00	\$0.00	\$6,446.91	\$1,418,025.42	\$1,418,025.42
	TOTAL LOGIC	\$15,084,142.59		\$0.00	\$0.00	\$68,891.83	\$15,153,034.42	
	TXCLASS							
	TN2020	\$1,679,417.57		\$0.00	\$0.00	\$7,742.58	\$1,687,160.15	\$1,687,160.15
	ROAD & BRIDGE	\$2,105,276.80		\$0.00	\$0.00	\$9,705.95	\$2,114,982.75	\$2,114,982.75
	GENERAL	\$10,729,617.90		\$0.00	\$0.00	\$49,466.68	\$10,779,084.58	\$10,779,084.58
	CARES 2021	\$1,492,296.22		\$0.00	-\$150,000.00	\$6,813.10	\$1,349,109.32	\$1,349,109.32
	TN2022	\$3,137,090.08		\$0.00	-\$150,000.00	\$14,396.09	\$3,001,486.17	\$3,001,486.17
	DEBT SERVICE	\$1,662,450.48		\$0.00	\$0.00	\$7,664.38	\$1,670,114.86	\$1,670,114.86
	REST/DEDICATED FUND	\$6,936,589.73		\$0.00	\$0.00	\$31,979.69	\$6,968,569.42	\$6,968,569.42
	TN2023	\$2,724,379.77		\$0.00	\$0.00	\$12,560.17	\$2,736,939.94	\$2,736,939.94
	TOTAL TXCLASS	\$30,467,118.55		\$0.00	-\$300,000.00	\$140,328.64	\$30,307,447.19	
	TOTAL INVESTMENTS	\$51,851,227.59	\$0.00	\$983,000.00	-\$833,040.87	\$239,058.11	\$52,240,244.83	\$52,240,244.83
	TOTAL CASH	\$11,275,490.60	\$0.00	\$8,120,958.20	-\$12,243,830.33	\$41,341.14	\$7,152,618.47	\$7,152,618.47
	LESS FUND TRANSFERS			-\$5,061,555.37	\$5,061,555.37			\$0.00
	LESS INVEST TRANSFERS			-\$983,000.00	\$833,040.87			
	INVESTMENTS	\$51,851,227.59	\$0.00	\$149,959.13	\$149,959.13	\$239,058.11	\$52,240,244.83	\$52,240,244.83
	TOTAL CASH & INVESTMENTS	\$63,126,718.19	\$0.00	\$2,226,361.96	-\$6,199,274.96	\$239,058.11	\$59,392,863.30	\$59,392,863.30

% Rate for Month
 8 Month T-Bill 4.89%
 TexPool 5.30%
 Logic 5.38%
 TX Class 5.43%
 HCNB 5.00%

